

HOTEL RESERVATION:

The ROMANTIK PARKHOTEL GRAZ - first class category (****) - is perfectly located for our meeting. It is within walking distance to the lecture hall and the historic part of town. It is near by the opera house, the theatre, the universities, the central park and has very useful facilities like the coffee shop, an outdoor garden-restaurant as well as a large parking lot.

The Parkhotel offers a special rebate for participants. Please arrange booking of accomodation directly with the Hotel yourself. Romantik Parkhotel Graz, Leonhardstrasse 8, A-8010 Graz, Tel.: ++43/316/36 30-27, Fax: ++43/316/36 30-50, Email: romantik@parkhotel-graz.at. Please refer to the Graz FESS-Course to receive special rates.

If you are looking for other options, please contact the „Reisebüro der Grazer Tourismus Ges.m.b.H.“ (Tourist Information Office) Grazer Tourismus Ges.m.b.H., Messplatz 1/Messeturm, 8010 Graz, Tel.: ++43/316/8075/49, Fax: ++43/316/8075/55, Email: km@graztourismus.at.

Weather in June usually is fine with daytime temperatures of up to 26°C. Nights can be cool, there is always a small chance of some showers, so be prepared!

GRAZ FACULTY

H. BRAUN, M.D.	W. KOELE, M.D.
G. CLARICI, M.D., Neurosurgeon	Gerlinde MAUSSER, M.D., Anaesthetist
K. FREUDENSCHUSS, M.D.	M. MOKRY, M.D., Neurosurgeon
Verena GELLNER, M.D., Neurosurgeon	Th. ROPPOSCH, M.D.
W. HABERMANN, M.D.	H. STAMMBERGER, M.D.
J. KAINZ, M.D.	V. TOMAZIC, M.D.
	G. WOLF, M.D.

INTERNATIONAL FACULTY

H.J. LUNEMANN
Karl-Storz Endoskope
Tuttlingen, Germany

Professor J. PONIKAU
New York State University
Buffalo/USA

Professor M. SCHEITHAUER
University Hospital Ulm
Ulm/Germany

GUEST OF HONOUR:

Friedrich ANDERHUBER
Professor & Chairman, Institute of Anatomy
University of Graz, Austria

A-V-Technician:

G. FANK

Nurses and Personnel of the Graz ORL-Dept.:

Michael AMSCHL

For further information contact:

Ms. Claire Zwerina, Secretary to Prof. H. Stammberger
University ENT-Hospital
Auenbruggerplatz 26
A-8036 Graz
Tel.: ++43/316/385/13448
Fax: ++43/316/385/13425
E-mail: claire.zwerina@medunigraz.at
claire.zwerina@klinikum-graz.at



AG ENT-ENDOSCOPY
HEINZ STAMMBERGER, M.D.
ENT-UNIVERSITY HOSPITAL
AUENBRUGGERPLATZ 26
A-8036 GRAZ
AUSTRIA

STORZ
KARL STORZ — ENDOSKOPE

KARL STORZ GmbH & Co.
Mittelstraße 8
D-78532 Tuttlingen/Germany
Postfach 230
D-78503 Tuttlingen/Germany
Telefon: +49 (0) 74 61/708-0
Telefax: +49 (0) 74 61/708-105


KARL STORZ - ENDOSKOP AUSTRIA GmbH
Landstraßer-Hauptstraße 148/1/G1
A-1030 Wien
Telefon: +43 (0) 1 71560470
Telefax: +43 (0) 1 71560479

E-mail karlstorz-marketing@karlstorz.de
Internet: http://www.karlstorz.de
http:// www.karlstorz.com

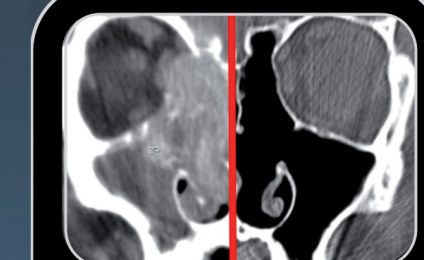
47th Graz Course on Rhinosurgery

June 27th - June 30th 2012

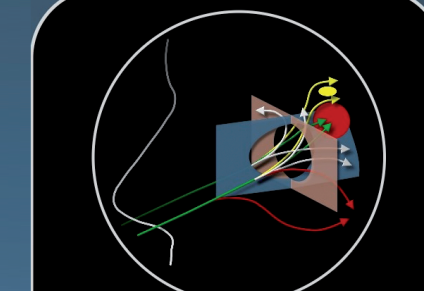
47th Graz Course on Rhinosurgery



SEPTO-RHINOPLASTY
BASICS



FESS
BASICS AND ADVANCED



ENDOSCOPIC
RHINO-NEUROSURGERY

NEW: Basics of Septo-Rhinoplasty

COURSE DESCRIPTION

Endoscopic diagnosis and functional endoscopic surgery of nasal and sinus diseases have changed sinusitis treatment over the last 20 years. Extended applications have been developed, now covering tumorous lesions of anterior skull base, pituitary surgery and intracranial approaches.

The meeting is designed to familiarize the participant with the basics and the advances in diagnosis and treatment. The lecture series will provide the theoretical background for the endoscopic treatment concept. The technique itself will be demonstrated by videoclips, cadaveric dissection and, on the last day of the meeting, by live video-demonstration of endoscopic operations. Special lectures deal with extended applications like optic nerve decompression and endoscopic skull base surgery as well as image guided intraoperative navigation. A "four-handed" approach to pituitary and other intracranial tumors will highlight the Advanced Seminar on Rhino-Neurosurgery.

For the second year, an extra day on "**Bascis of Septo-Rhinoplasty**" will be added. This segment is organised and headed by Prof. J. Kainz, M.D. He and his team have invited Prof. M. Scheithauer, M.D., from Germany as guest speaker, sharing his outstanding expertise and experience with course participants. For this segment too, cadaveric hands-on-dissections on excellent specimen can be booked.

In addition, for a limited number of 60 participants, laboratory dissection will be available, providing hands-on experience utilising endoscopic instruments and practising diagnostic and surgical procedures on anatomic specimens. KARL STORZ endoscopes and instruments will be provided for each participant.

As the number of participants is strictly limited by the number of anatomic specimens available, early registration is recommended. A come-first, serve-first registration policy will be applied.

On Saturday, during the Rhino-Neurosurgery/Advanced Seminar, presentations will focus on approaches to skull base, tumours, pituitary and beyond. Four-handed techniques and interdisciplinary surgical co-operation with our neurosurgical partners will be demonstrated together with videoclips of live-interventions, management of complications etc. This course segment therefore can be of great value for neurosurgeons as well, especially when working together with their ORL-partners.

PROGRAMME

DAY 1 : Wednesday, June 27th, 2012, 8.00 a.m. – 5.00 p.m.

BASICS OF SEPTO-RHINOPLASTY

Meeting Director: Prof. J. Kainz, M.D.

International Guest Speaker:

Prof. Marc Scheithauer, Ulm / Germany

Faculty / Instructors:

W. Habermann, M.D. Ph.D.

W. Koele, Prof. M.D.

G. Wolf, Prof., M.D.

P.V. Tomazic, M.D.

Course Topics

Surgical Anatomy of the Nose, Preoperative Examination, Documentation and Informed Consent, Septoplasty, Incisions and Approaches, Saddle Nose, Deviated Nose, the Dorsal Hump, Complications: Avoidance and Treatment.

To all participants, the techniques are demonstrated on excellent anatomical specimen and projected via HD-Video-Endoscopy to a large screen. In the afternoon, hands-on-training at the Anatomical Institute of the Medical University Graz is scheduled.

The maximum capacity of the hands-on-laboratory is 40 participants per session. If more registrations for the dissection part come in, we will run a second hands-on-dissection session on Thursday morning, June 28th, 2012, prior to the start of the FESS-course.

DAY 2 : Thursday, June 28th, 2012, 9.30 a.m. – 5.00 p.m.

DAY 3 : Friday, June 29th, 2012, 8.30 a.m. – 5.30 p.m.

Endoscopic Diagnosis and Surgical Techniques for Sinuses and Anterior Skull Base (FESS)

Meeting Director: Prof. H. Stammberger, M.D.

International Guest Speakers:

H. J. Lunemann, Tuttlingen / D

J. Ponikau, Prof., M.D., Buffalo / USA

Anatomy and Pathophysiology of the Sinuses, Diagnostic Endoscopy, CT- and MR-Checklist, Preparing a Patient for Surgery, Anaesthesia Techniques, OR-Set-up, Surgical Steps and Possibilities, Avoidance of Complications and Complication Management, Approaches to Sphenoid and Frontal, Powered Instrumentation, Balloon-Sinuplasty, Medicolegal Problems, Informed Consent, Immunology of Chronic Sinusitis and Nasal Polyposis, Eosinophil-mediated Inflammation, How do Corticosteroids work?, FESS in Children, Mucocoeles, Choanal Atresia and many more. . .

Every day, two and a half hours of hands-on-dissections in the Institute of Anatomy are scheduled; prior to these, live-demo-dissections are performed for all participants, using HD-Video-equipment and large screen projection.

DAY 4 : Saturday, June 30th, 2012, 8.30 a.m. – 4.30 p.m.

FESS – Advanced Seminar / RHINO-NEURO-SURGERY

Meeting Directors: Prof. H. Stammberger, M.D. (ORL)

Prof. M. Mokry, M.D. (Neurosurgery)

Anatomy of Skull Base, Sella, Clivus and Beyond; Diagnosis and Treatment of CSF-Leaks, Optic Nerve and Orbital Decompression, Malignant Tumours, Four-Hand-Transnasal Approaches for Tumors, Skull Base, Towards Pituitary and Intracranial Lesions; Complications and their Management, Juvenile Angiofibromas, Carotid Bleeding; Videoclips of Live-Surgical Procedures, Intraoperative Navigation and many others.

GENERAL INFORMATIONS:

MEETING LANGUAGE: **ENGLISH**

REGISTRATION & LECTURE HALL:

Registration, Lecture Hall & Dissection:
Institute of Anatomy, University Medical School Graz
A-8010 Graz, Harrachgasse 21

REGISTRATION:

Wednesday, June 27th, 2012, 08.00 a.m. (Basics of Septo-Rhinoplasty)

Thursday, June 28th, 2012, 09.30 a.m. (FESS)

Saturday, June 30, 2012, 08.00 a.m. (Advanced FESS / RHINO-NEURO-SURGERY)

Institute of Anatomy, University Medical School Graz
A-8010 Graz, Harrachgasse 21

Registration fees include coffee and snacks, luncheons, all social events as well as the bus tour to the Frauheim Castle.

Refunds will be made only if notice of cancellation is received in writing by the Secretary of the meeting. There will be an administrative fee of EURO 60,-- retained on all refunds/cancellations until April 20th, 2012. Only one half of registration fee will be refunded if cancellation is made until May 11th, 2012. Only 20 % of registration fee will be refunded if cancellation is made until May 31st, 2012. **No refunds can be made as of June 1st, 2012.**

SOCIAL PROGRAMME:

There will be a reception and a dinner on Thursday evening, June 28th, 2012 at the Castle of Frauheim in the Styrian Wine-land. Please register your accompanying persons overleaf! Busses will leave at 07.00 p.m. at the Romantik Parkhotel (Leonhardstrasse).

LADIES' PROGRAMME:

Guided city tour through Graz. Please register overleaf! In 2003, Graz was the "Cultural Capital of Europe"! The City buzzes with all kinds of activities: classical and modern music, art exhibitions, performances, theatre, street life and much more – so come and enjoy!!

MEETING REGISTRATION FORM

Please complete and mail to: „AG ENDOSKOPIE“
Heinz Stammberger, M.D.
University ENT-Hospital
Auenbruggerplatz 26
A-8036 Graz, Austria

Please enter my registration for: **PLEASE MARK CLEARLY!**

- 1) **Day 1–4 „ALL INCLUSIVE“** (All Course-Segments including Dissections) EURO **950,00**
- 2) **Day 1–4** (All Course-Segments **without** Dissection) EURO **700,00**
- 3) **Day 2–4** (FESS / Advanced Seminar / RhinoNeuroSurgery including Dissection) EURO **850,00**
- 4) **Day 2–4** (FESS / Advanced Seminar / RhinoNeuroSurgery **without** Dissection) EURO **600,00**
- 5) **Day 1 only** (Septo-Rhinoplasty **including** Dissection) EURO **350,00**
- 6) **Day 4 only** (FESS / Advanced Seminar / RhinoNeuroSurgery) EURO **250,00**

Please print clearly or typewrite:

First (Given) Name _____

Family-Name: _____

Hospital/Dept. _____

Address _____

City _____

P.O. Box _____

Country _____

Telephone/Fax _____

Email _____

With my signature I confirm that I accept the registration and cancellation conditions.

Date: _____ Signature: _____

Bank-Account will be provided together with confirmation of your registration.