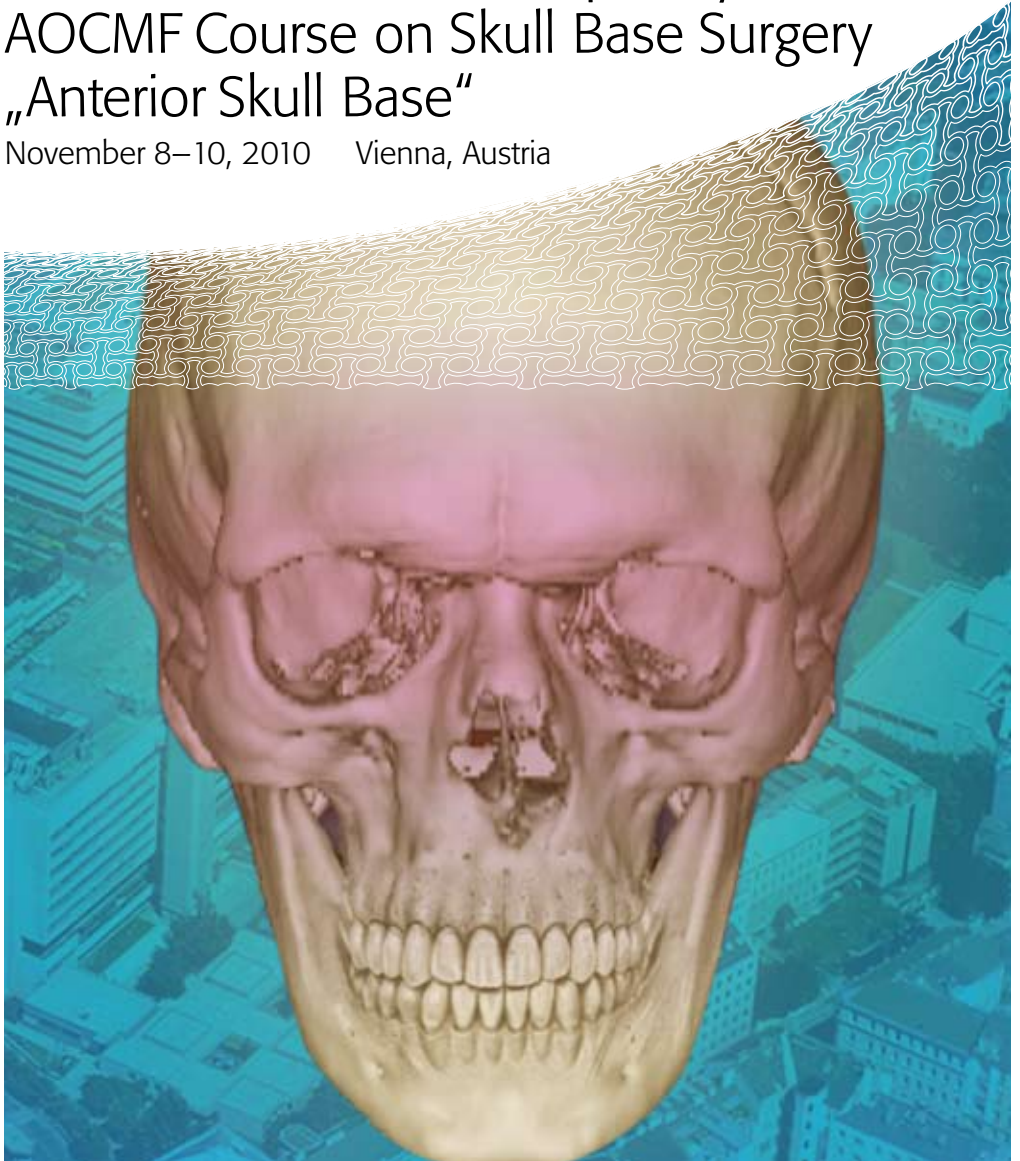


Program

3rd International Interdisciplinary AOCMF Course on Skull Base Surgery „Anterior Skull Base“

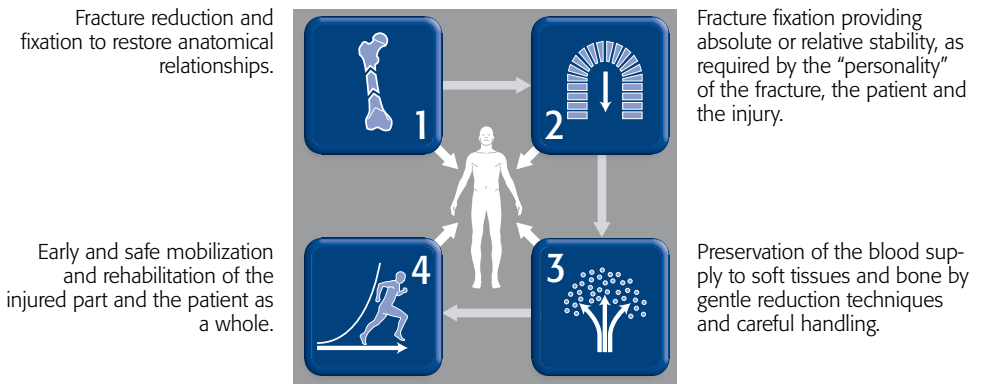
November 8–10, 2010 Vienna, Austria



Mission

Our mission is to continuously set standards in postgraduate medical education and to foster the sharing of medically guided expertise in a worldwide network of healthcare professionals to improve patient care in trauma or disorders of the musculoskeletal system.

The AO Principles of fracture management



Welcome

Dear Colleagues,

It's our pleasure to welcome you to the 3rd International Interdisciplinary AO Course on Skull Base Surgery in Vienna!

As in the previous years, this three day course will offer a unique learning opportunity to combine scientific lectures and hands-on cadaver training including step by step guidance.

Outstanding local and international craniomaxillofacial, ENT and neurosurgical speakers will provide the participants with contemporary strategies in the interdisciplinary management of anterior skull base surgery and will share their experience. This course will provide valuable information for both experienced and beginner surgeons.

We are sure to meet your expectations whether you wish to gain new insight, consolidate and refresh your knowledge or enhance your skills in anterior skull base trauma, tumors and deformities. Additionally to that a comprehensive overview in further treatment options such as radiosurgery, radiation therapy and oncology will be also given.

We wish you informative and fruitful days as well as an enjoyable stay and are looking forward to welcoming you in Vienna!

Content

- 2 Mission
- 2 The AO Principles
- 3 Welcome
- 4 Goal of the course
- 4 Course objectives
- 4 Course description
- 4 Target audience
- 5 Course chairmen
- 5 International Faculty
- 5 Faculty from MUW
- 6 Monday, Nov. 08, 2010
- 7 Tuesday, Nov. 09, 2010
- 8 Wednesday, Nov. 10, 2010
- 9 Course organization
- 9 Scientific organization
- 9 Course logistics
- 9 Course registration
- 10 Course information
- 11 Course venues
- 11 Hotel information



Astrid Reichwein, Christos Perisanidis, Rolf Ewers, Engelbert Knosp, Wolfgang Gstöttner, Christian Matula (from left to right)

Goal of the course

Scientific lectures will provide you with contemporary knowledge on anterior skull base surgery.

Hands-on-cadaver laboratory training will provide a unique opportunity to build skull base surgery skills.

Course description

Part A – Lectures (2 days)

Part B – Hands-on cadaver (1 day)
The fresh frozen cadaver training will include a step by step introduction followed by an on-site demonstration.

Course objectives

On completion of this course the participants will

- have an improved understanding of the complex anatomical structures of the anterior skull base
- have updated knowledge on current concepts in management of anterior skull base lesions
- have enhanced their surgical skills in a variety of anterior skull base approaches

Target audience

- Maxillofacial surgeons
- Otolaryngologists
- Neurosurgeons
- Surgeons of related disciplines

Course chairmen



Rolf Ewers
MD, DMD, PhD
Vienna, Austria



Wolfgang Gstöttner
MD, PhD
Vienna, Austria



Engelbert Knosp
MD, PhD
Vienna, Austria

International faculty

Aduka	Oliver F.	MD	University of North Carolina, School of Medicine Dep. of Otolaryngology, Head and Neck Surgery
Day	John Diaz	MD	University of Arkansas for Medical Sciences, Little Rock, Department of Neurosurgery
Papadogeorgakis	Nikolaos	MD, DMD, PhD	University of Athens, Evangelismos General Hospital Department of Oral and Maxillofacial Surgery

Faculty from Medical University Vienna (MUW)

Arnoldner	Christoph	MD, PhD	Dep. of Otorhinolaryngology, Head and Neck Surgery
Baumann	Arnulf	MD, DMD, PhD	Department of Cranio-Maxillofacial and Oral Surgery
Czerny	Christian	MD, PhD	Department of Radiology
Dieckmann	Ute	MD, PhD	Department of Radiation Oncology
Haberler	Christine	MD	Department of Neurology
Kitz	Klaus	MD, PhD	Department of Neurosurgery
Kornek	Gabriele	MD, PhD	Dep. of Internal Medicine I/Division of Clinical Oncology
Matula	Christian	MD, PhD	Department of Neurosurgery
Mayer	Nikolaus	MD, PhD	Dep. of Anaesthesia/Intensive Care Medicine & Pain Control
Perisanidis	Christos	MD, DMD	Department of Cranio-Maxillofacial and Oral Surgery
Pretterklieber	Michael L.	MD, PhD	Department of Anatomy
Reichwein	Astrid	MD, DMD	Department of Cranio-Maxillofacial and Oral Surgery
Reinprecht	Andrea	MD	Department of Neurosurgery
Schicho	Kurt	PhD	Department of Cranio-Maxillofacial and Oral Surgery
Schopper	Christian	MD, DMD, PhD	Department of Cranio-Maxillofacial and Oral Surgery
Wolfsberger	Stefan	MD	Department of Neurosurgery

DAY 1 Monday, November 8, 2010

PART A Lectures

TIME	AGENDA ITEM	WHO
08:30–09:00	Registration	
09:00–09:15	Welcome	Ewers, Gstöttner, Knosp
09:15–09:30	Organizational remarks	Matula
	Keynote lecture I	
09:30–09:50	Diagnostic - CT and MRI of the anterior skull base and adjacent structures	Czerny
09:50–10:10	Pathologies of the anterior skull base and adjacent structures	Haberler
10:10–10:30	Anesthesiological aspects of anterior skull base surgery	Mayer
10:30–11:00	COFFEE BREAK	
11:00–13:00	Keynote lecture II - Trauma to the anterior skull base	
	CMF aspect	Baumann
	ENT aspect	Arnoldner
	NCH aspect	Matula
	Round table	
13:00–14:00	LUNCH BREAK	
14:00–16:00	Keynote lecture III - Tumor of the anterior skull base	
	CMF aspect	Ewers
	ENT aspect	Adunka
	NCH aspect	Knosp
	Round table	
16:00–16:30	COFFEE BREAK	
16:30–18:00	Dural repair	Day, Matula
18:00	End of day 1	

DAY 2 Tuesday, November 9, 2010

PART A Lectures

TIME	AGENDA ITEM	WHO
09:00–10:30	Keynote lecture IV -Craniofacial deformities	
	CMF aspect	Schopper
	NCH aspect	Reinprecht
	Discussion	
10:30–11:00	COFFEE BREAK	
11:00–12:30	Keynote Lecture V - Navigation	
	CMF aspect	Schicho
	NCH aspect	Wolfsberger
12:30–14:00	LUNCH BREAK	
14:00–16:00	Keynote Lecture VI - Approaches to the anterior skull base	
	CMF aspect	Papadogeorgakis
	ENT aspect	Gstöttner
	NCH aspect	Day
16:00–16:30	COFFEE BREAK	
16:00–18:00	Interdisciplinary options	
	Radiosurgery	Kitz
	Radiation	Dieckmann
	Oncology	Kornek
18:00	End of day 2	
19.30	COURSE DINNER AT VIENNESE "HEURIGER"	

DAY 3 Wednesday, November 10, 2010

PART B
Hands-on cadaver

TIME	AGENDA ITEM	WHO
08:30–08:50	Anatomy basic to surgical approaches to the anterior skull base	Pretterklieber
08:50–10:30	ENT Approaches to the anterior skull base	
	Endoscopic transnasal	Adunka, Arnoldner, Gstöttner
	Endoscopic transbasal	Knosp, Matula
10:30–11:00	COFFEE BREAK	
11:00–13:00	CMF Approaches to the anterior skull base	
	Midfacial degloving	Perisanidis, Reichwein
	Maxillo-cheek flap	Papadogeorgakis
13:00–14:00	LUNCH BREAK	
14:00–16:00	Neurosurgical approaches to the anterior skull base	
	Subfrontal / transbasal / transorbital	Day, Matula
16:00	End of the course	

Course organization

Christoph Arnoldner, MD, PhD
Medical University of Vienna
Department of Otorhinolaryngology

Christian Matula, MD, PhD
Medical University of Vienna
Department of Neurosurgery

Christos Perisanidis, MD, DMD
Medical University of Vienna
Department of Cranio-Maxillofacial and Oral Surgery

Astrid Reichwein, MD, DMD
Medical University of Vienna
Department of Cranio-Maxillofacial and Oral Surgery

Scientific chairman & organization

Christian Matula, MD, PhD
Medical University of Vienna
Department of Neurosurgery

Course registration

AO Course office

A-5020 Salzburg, Karolingerstrasse 16
Phone +43 662 828525
Fax +43 662 828525-28
e-Mail ao-sekretariat@sbg.at

Registration

Please register online at

<http://vienna1011.aocmf.org>

Deadline for registration: October 15, 2010.
Attention! The number of participants for part B is limited to 28 participants.

Course fee

Payment until September 30, 2010 EUR 890,-
Payment from October 01, 2010 EUR 950,-

Covers admission, coffee breaks, lunches and the course dinner on Tuesday, November 9, 2010.

Course logistics

Industrial partner

Synthes Österreich GmbH
A-5020 Salzburg, Karolingerstrasse 16
Phone +43 662 827511
Fax +43 662 827511-28
www.synthes.com



Course account

Name of Account: „AO Kurssekretariat“
Bank Austria/Creditanstalt Salzburg
Sort code 12000
Account No. 00951616202
Swift BKAUATWW
IBAN AT78 1200 0009 5161 6202
Address of Bank: Bank Austria/Creditanstalt,
A-5020 Salzburg, Rainerstrasse 2

Bank charges must be paid by the participant.
Please state your name on every remittance slip.
After receipt of payment you will receive
a confirmation of your registration.

Payment of registration fee by credit card will
not be accepted!

Cancellation

Full refund will be made only if written notice of
cancellation is received before October 01, 2010.
After this date all cancellations will be subject to
50% of the tuition fee. No course tuition refund
will be granted for cancellations received after
October 15, 2010.

Course information

Accreditation

The 3rd International Interdisciplinary AO Course on Skull Base Surgery "Approaches to the Anterior Skull Base" will get accreditation from the European Accreditation Council for Continuing Medical Education (EACCME) to provide CME activity for medical specialists.

The EACCME is an institution of the European Union of Medical Specialists (UEMS).

www.uems.net

Evaluation guidelines

All AOCMF courses apply the same evaluation process, either ARS (audience response system) or paper and pencil questionnaires. This will help AOCMF to ensure that we continue to meet your training needs.

Intellectual property

Course materials, presentations, and case studies are the intellectual property of the course faculty. All rights are reserved.

Recording, photographing or copying of lectures, practical exercises, case discussions, or any course materials is absolutely forbidden.

Security

Wearing of a name tag is compulsory during lectures, workshops, and group discussions.

No insurance

Course organization does not provide insurances to cover participants against accidents or other risks.

Personal belongings deposited in the dissection room are at the responsibility of their owners.

Mobile phone use

Mobile phone use is not allowed in the lecture halls and in other rooms during educational activities. Please be considerate of others by turning off your mobile phone.

Course language

English

Dress code

Casual

Course venues

PART A – Lectures

Gesellschaft der Ärzte
„Billrothhaus“
1090 Vienna, Frankgasse 8
www.billrothhaus.at

PART B – Hands-on cadaver

Medical University of Vienna
Institute of Anatomy
1090 Vienna, Währinger Strasse 13

Next Underground Station (PART A & B)

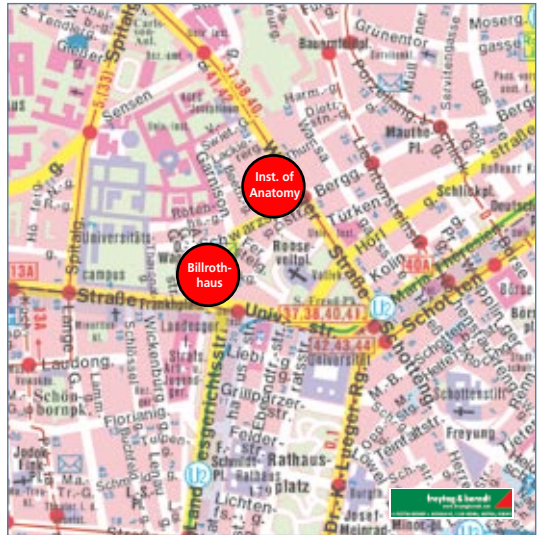
Schottentor U2, Alserstrasse U6

Trams (PART A & B)

37, 38, 40, 41, 42, 43, 44

Parking (PART A & B)

Public parking garage “Votivkirche”



Hotel information

A limited number of rooms has been reserved at the hotel stated below.

For reservation please contact the hotel directly, indicating the group name „AOCMF Course Skull Base Surgery“.

Hotel De France*****

A-1010 Vienna, Schottenring 3
Phone +43 1 313683362
Fax +43 1 3195969
e-Mail defrance@austria-hotels.at
www.hoteldefrance.at

Single Room: € 144,-/per night
(breakfast included)

Cut-off-date: September 26, 2010.

Other Hotels close to the course venues are:

Arcotel Boltzmann

A-1090 Vienna, Boltzmannngasse 8
Phone +43 1 31612-0
Fax +43 1 31612-816
e-Mail boltzmann@arcotel.at
www.arcotel.at


Hotel Regina

A-1090 Vienna, Rooseveltplatz 15
Phone +43 1 40446-0
Fax +43 1 4088392
e-Mail regina@kremsehnerhotels.at
www.kremsehnerhotels.at

Improving patient care worldwide

AOCMF membership

Participation in the AOCMF community guarantees life-long learning opportunities and continuous professional development



AOCMF Videos

Make use of our multimedia teaching and learning materials

Online access to scientific journals

Stay up to date on the latest practices and advancements in the field of craniomaxillofacial surgery

Online case discussions

Participate in the interactive exchange of professional opinions



AOCMF Journal

Craniomaxillofacial Trauma and Reconstruction publishes primary and review articles covering all aspects of surgery of the head, face, and jaw

Available free of charge to all AOCMF members

AO Publications

Take advantage of special discounts and free offers for AOCMF members

AO Surgery Reference

See surgical procedures explained step by step



AOCMF portal
Your window to the AO world
Witness the global reach of our CMF community
www.aocmf.org



Precondition

The prerequisite for becoming a part of the AOCMF membership community is attendance at one certified AOCMF education event



Membership types

AOCMF e-Member (€30 / \$35)

AOCMF Member (€50 / \$65)
e-Member access plus printed copies of Full online access to all member benefits various AO publications

Providing a common ground for excellence in craniomaxillofacial surgery